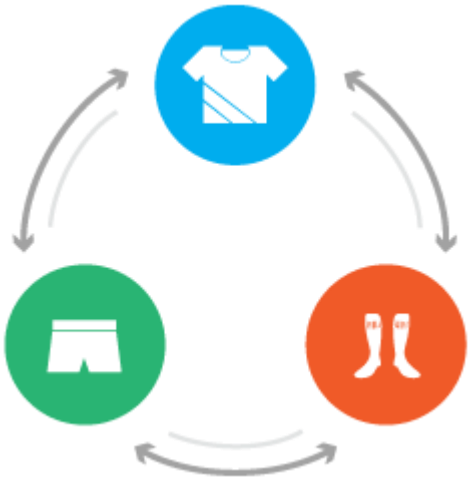

Product Bundled Discount – M2

USER MANUAL

MAGEDELIGHT.COM
E: SUPPORT@MAGEDELIGHT.COM

License Key

After successfully installing the Product Bundled Discount extension on your Magento store, First of all you required to configure license key within the admin configuration section. You can set it from:

Admin > Stores > Configuration > Mage Delight > Product Bundled Discount > License Configuration. As shown in screenshot below,

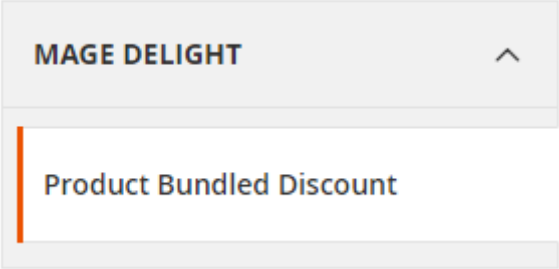

You would find two text-boxes, asking for Serial Key and Activation Key. You can find this in the email you obtained on the purchase of the extension. See the screenshot below:



COPYRIGHT 2017 MAGEDELIGHT.COM

Backend (Admin side)

This extension will enable you with new and effective way to set promotions, while attract customers to increase sales. You can also create multiple promotions with any type of product except group products. You can create multiple promos as well with all types of products (except group products).

How to create bundle promotions?

To create a bundled promotion, edit the particular product for which you are required to create the promotion. You will find a new tab called "**Bundle Promotions**", as shown in the below screenshot.

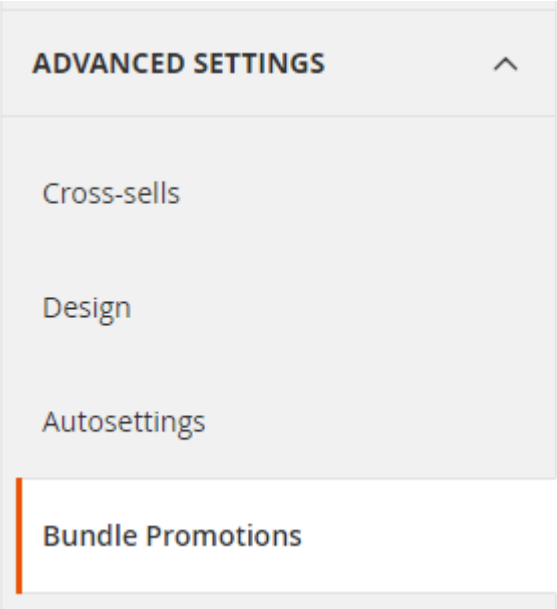

Here, you will find button with titled "Add New Bundle". By clicking this you will get various options to create product bundle. As show in the below screenshot:

COPYRIGHT 2017 MAGEDELIGHT.COM

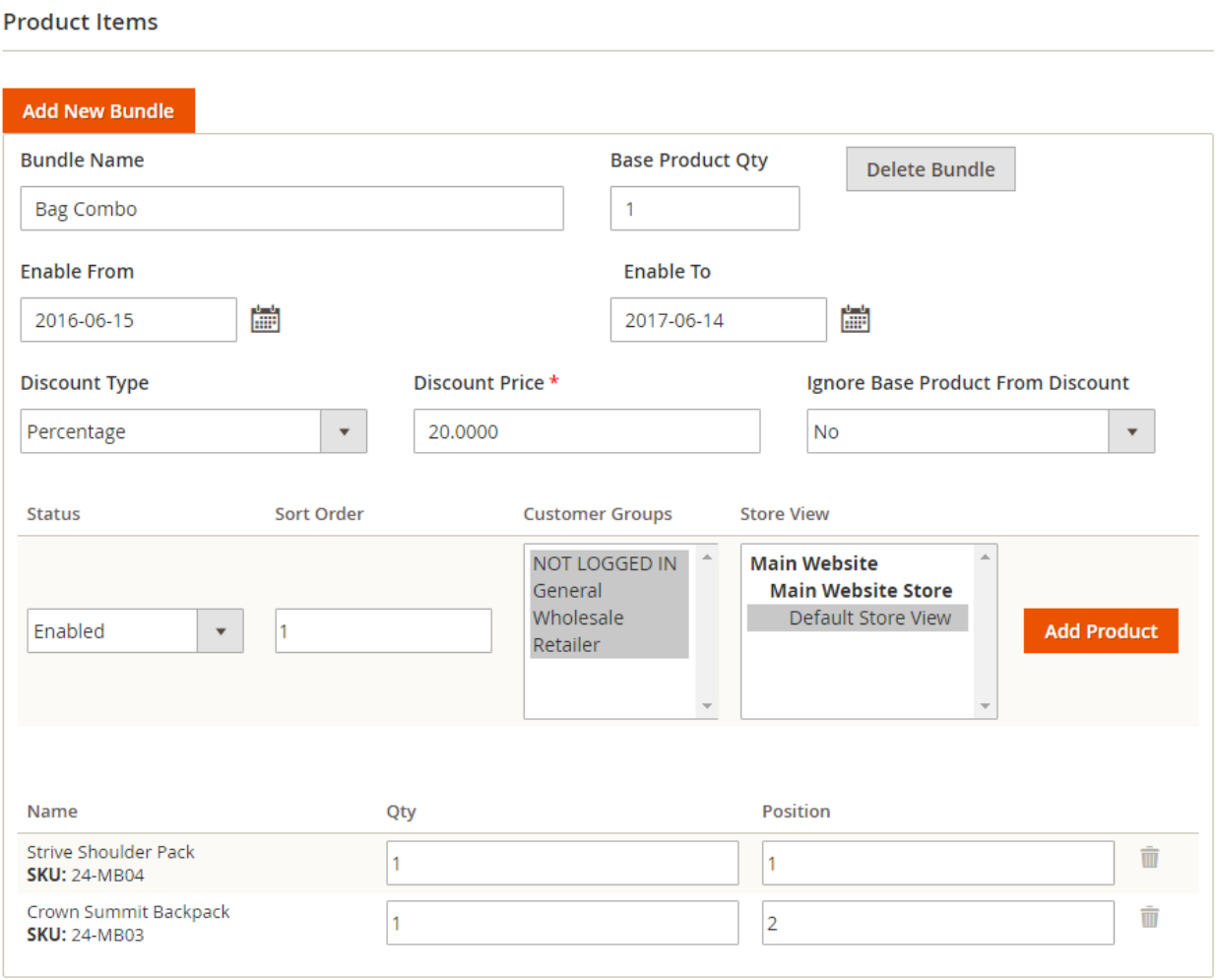

Bundle Name: This is the bundle name to identify the bundle. This is not a mandatory option, it could be blank.

Start From: Select date from when the bundle should be visible to the customer.

End On: Select date up till which this bundle option could be visible to customer.

Discount Type: It has two options, Fixed and Percentage.

Discount Price: Discounted amount, it can be based on the discount type.

Ignore Base Product From Discount: If it is yes, this would exclude the base product (current product) price from the discount.

Status: Options to make bundle enabled or disabled.

Sort Order: If product has multiple bundle promos, this would allow you to set the position. On the product list, promotions will be listed based on the set position.

Customer Group: Here, with you can choose the customer group for which this promo will be enabled.

COPYRIGHT 2017 MAGEDELIGHT.COM

Store View: It is the list of all available websites and stores, and you can choose multiple options for which the promo should be visible.

Add Product: This is the main part of whole extension. To choose products for promotions. By clicking this button you will get the list of product from where you can choose product to add from bundle. See below screen shot:

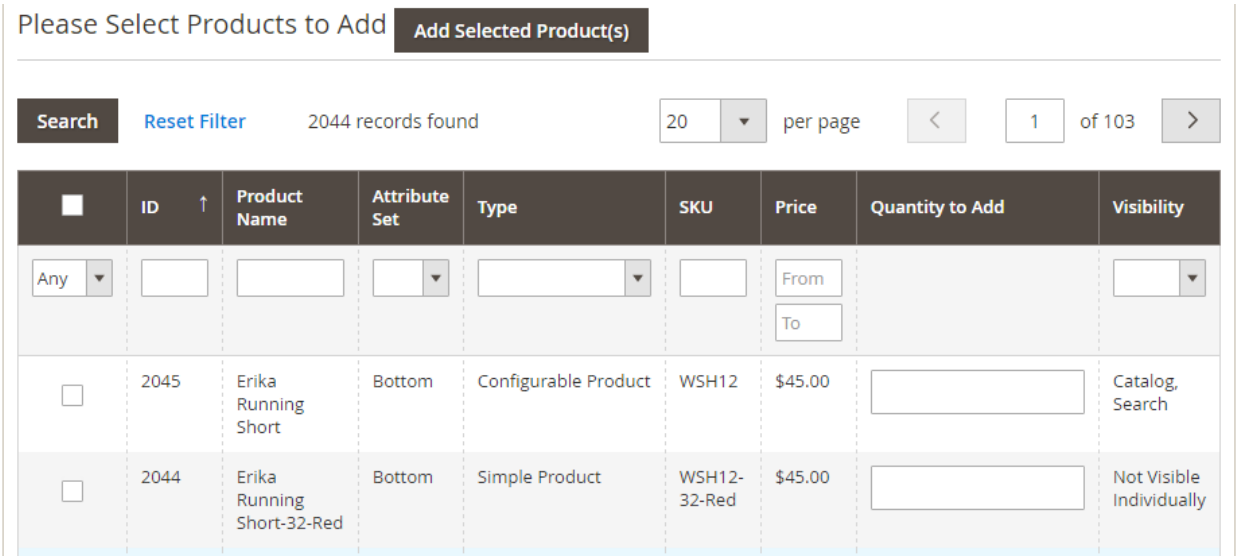

Product selection grid will also list all types of product except the group product. After select required products, add them to bundle options. That will create perfect bundle. With selected products you can set the position to set order in which those product should be displayed with bundle. You can also choose the number of quantity to be added to cart, to get the promotion offer. After setting up all options the bundle promo will look as below screenshot,

COPYRIGHT 2017 MAGEDELIGHT.COM

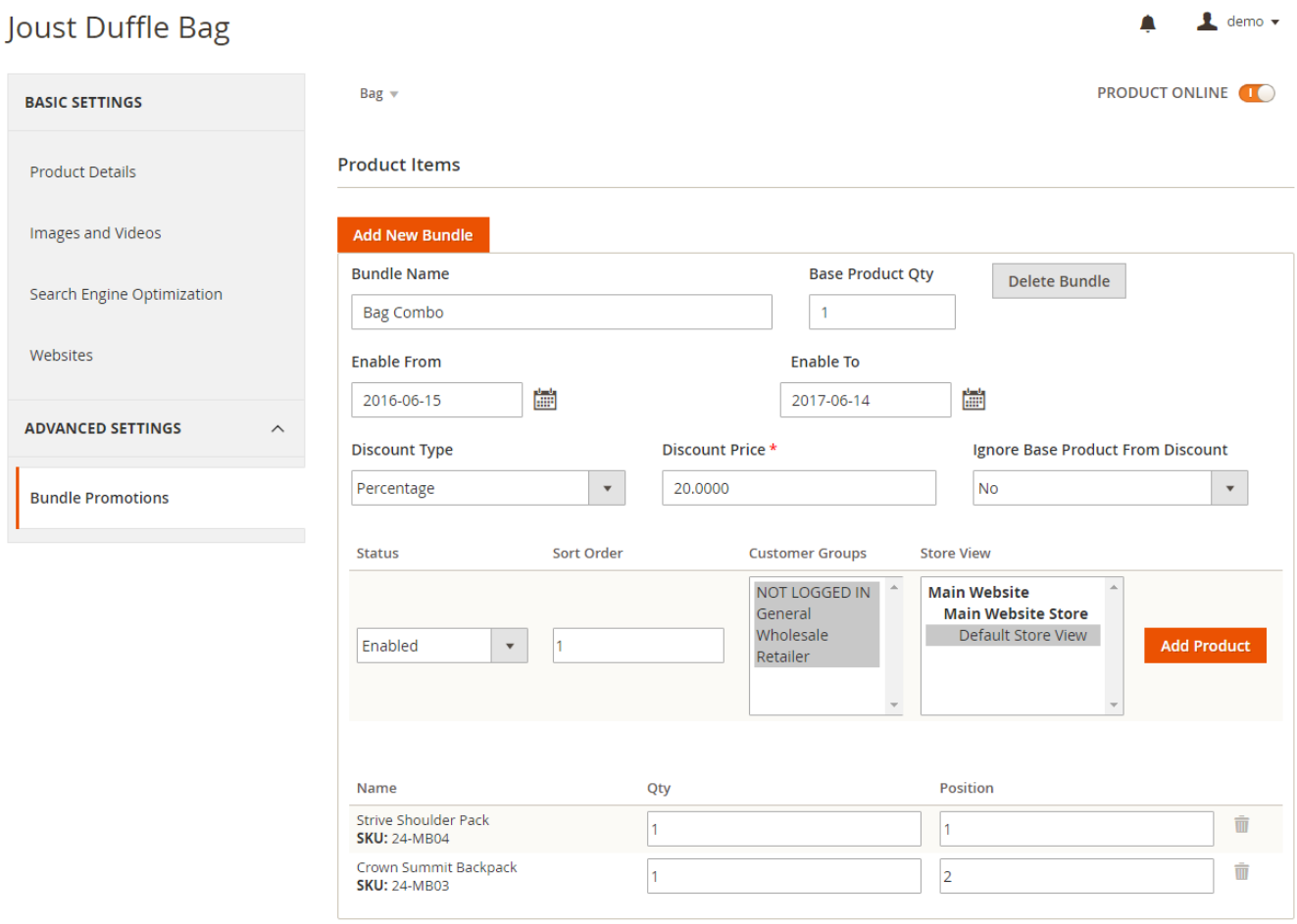

List of bundle promotions

Admin can find all the promos at the one place, to make it easy to manage. For that go to,

Admin > Catalog > Bundle Promos

It contains the list of all bundle promotion offers with all basic information like, bundle name, allowed customer groups, allowed stores, Products(First would be the base product), Discount, Status, Start from and end to.

This will allows mass action to change status and delete selected bundles. Listed items holds link to the base product editing that will display the bundle promotion tab. As shown with below screenshot,

COPYRIGHT 2017 MAGEDELIGHT.COM

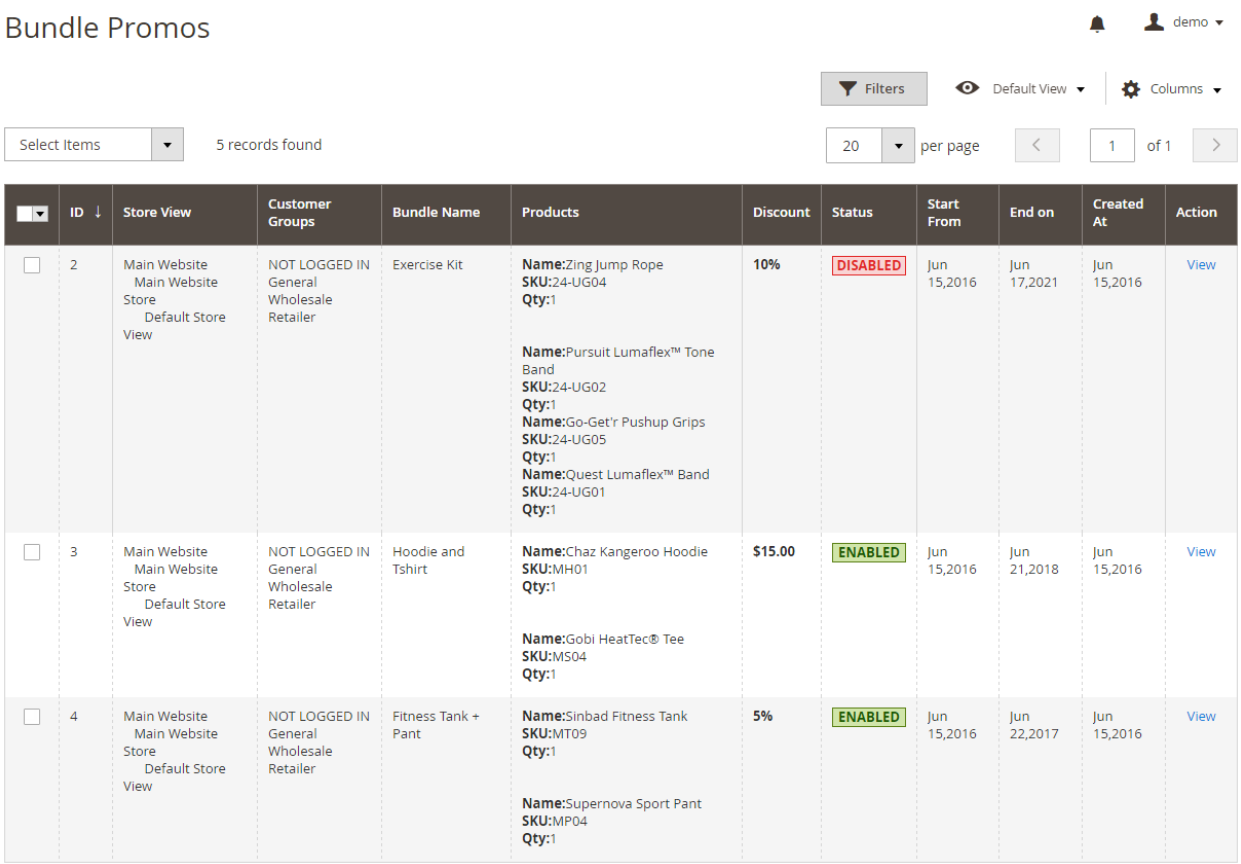

	ID	Store View	Customer Groups	Bundle Name	Products	Discount	Status	Start From	End on	Created At	Action
	2	Main Website Main Website Store Default Store View	NOT LOGGED IN General Wholesale Retailer	Exercise Kit	**Name:**Zing Jump Rope **SKU:**24-UG04 **Qty:**1 **Name:**Pursuit Lumaflex™ Tone Band **SKU:**24-UG02 **Qty:**1 **Name:**Go-Get'r Pushup Grips **SKU:**24-UG05 **Qty:**1 **Name:**Quest Lumaflex™ Band **SKU:**24-UG01 **Qty:**1	**10%**	DISABLED	Jun 15,2016	Jun 17,2021	Jun 15,2016	View
	3	Main Website Main Website Store Default Store View	NOT LOGGED IN General Wholesale Retailer	Hoodie and Tshirt	**Name:**Chaz Kangeroo Hoodie **SKU:**MH01 **Qty:**1 **Name:**Gobi HeatTec® Tee **SKU:**MS04 **Qty:**1	**$15.00**	ENABLED	Jun 15,2016	Jun 21,2018	Jun 15,2016	View
	4	Main Website Main Website Store Default Store View	NOT LOGGED IN General Wholesale Retailer	Fitness Tank + Pant	**Name:**Sinbad Fitness Tank **SKU:**MT09 **Qty:**1 **Name:**Supernova Sport Pant **SKU:**MP04 **Qty:**1	**5%**	ENABLED	Jun 15,2016	Jun 22,2017	Jun 15,2016	View

Configuration Options

There are two configuration setting groups as show with below screenshot,

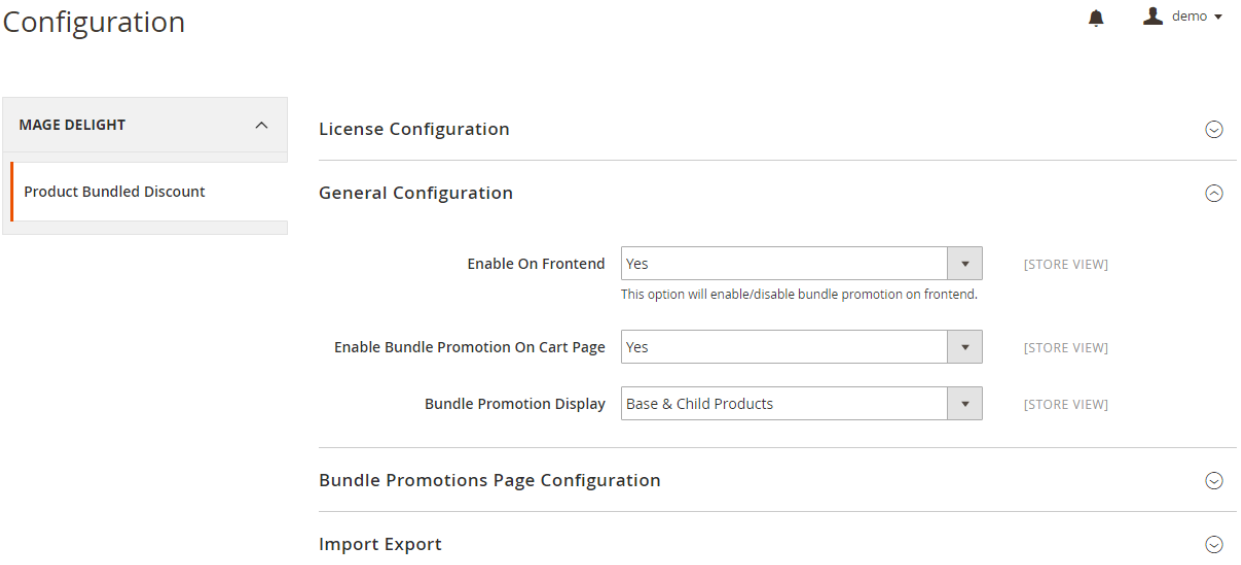

COPYRIGHT 2017 MAGEDELIGHT.COM

General Configuration

Enable On Frontend: This option will enable/disable, whole bundle promotion functionality from frontend. Default value is enabled.

Enable Bundle Promotion on Cart Page: This will enabled bundled promotion on cart page. If any product in cart have bundled promotion as main product, bundled promos will be listed on cart page same as upsell product on cart.

Bundle Promotion Display: It contains two options - Base Product Only Base & Child Products. This option will manage which products to show the bundle-promotion list on product page. If Selected **Base Product Only**, Promo list will be listed only with Base Product. If Base & Child is set, promos will be listed on both base and child products.

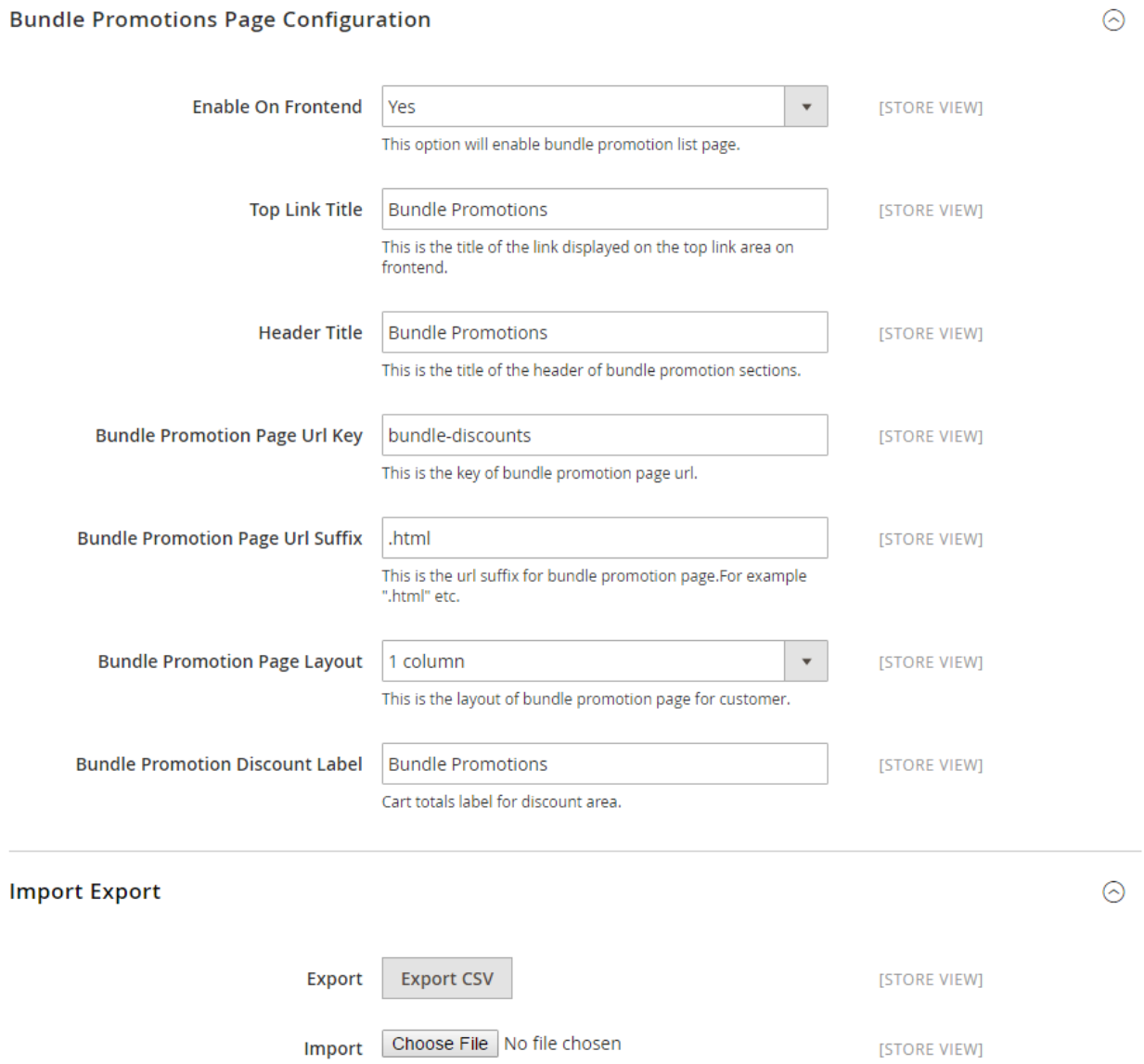

COPYRIGHT 2017 MAGEDELIGHT.COM

Bundle Promotion Page Configuration

Enable Promotion List Page: Enable/Disable options to be show on promo list page on the frontend or not.

Top Link Title: Link title for bundle promotion list page.

Header Title: Page Title of bundle Promotion list page.

Bundle Promotion Page URL Key: URL key to set SEO friendly URL.

Bundle Promotion Page URL Suffix: URL suffix.

Bundle Promotion Page Layout: Allows you to select page layout for promotion page.

Bundle Promotion discount label: You can set discount label with regional language.

Bundle Promotion Page Configuration

This extension is also providing a feature to import/export feature. With this, you can create multiple bundled promotions at time. It will reduce your efforts to manage bundled promotions.

Export: Export button will export all the bundled promotions created to CSV file.

Import: It allows you to import CSV file to create bundled promotions. This would help admin to create promotions in mass. It includes all options requires to create bundled promotions. Below I have attached sample screenshot of CSV file format,

	A	B	C	D	E	F	G	H	I	J	K	L	M	N	O
1	base_sku	bundle_name	base_qty	discount_type	discount_price	status	exclude_base_product	sort_order	store_ids	customer_groups	start_from	ends_on	item_sku	item_qty	item_sort_order
2	hde013	Compact mp3 Offer	1	Percentage	10	1	0	1	default,fre	NOT LOGGED IN,G	10/1/2014	10/29/2015			
3													hde011	1	1
4													hde012	1	2
5	hbm010	The Fire - Book & Music	1	Fixed	10	1	0	1	default,fre	NOT LOGGED IN,G	10/1/2014	10/29/2015			
6													hbm000	1	1
7													hbm001	1	2
8	wsd005c	Perfect lady offer	1	Percentage	15	1	0	2	all	NOT LOGGED IN,G	10/1/2014	10/29/2015			
9													ace001	1	1
10													aws000c	1	0

COPYRIGHT 2017 MAGEDELIGHT.COM

Frontend

Once you configured the extension and create bundle promotions for the required products based on your configured options, the promos will be listed on product details page. If you have configured for the base product only, the promo list will be listed only for base product, else it will list on both base and the child product details page. See below screenshot:

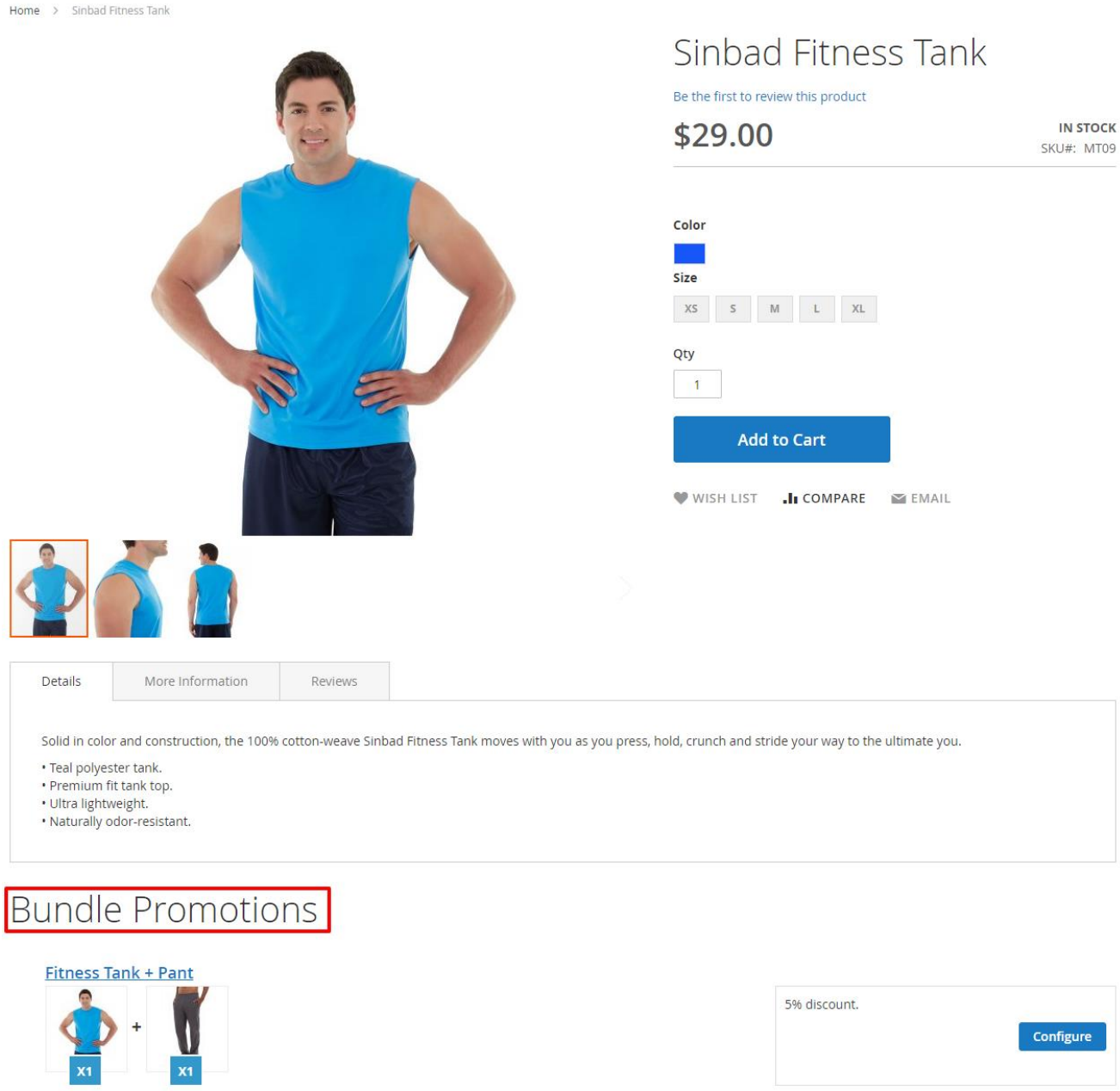

Same promotion visible on child product, see below screenshot:

COPYRIGHT 2017 MAGEDELIGHT.COM

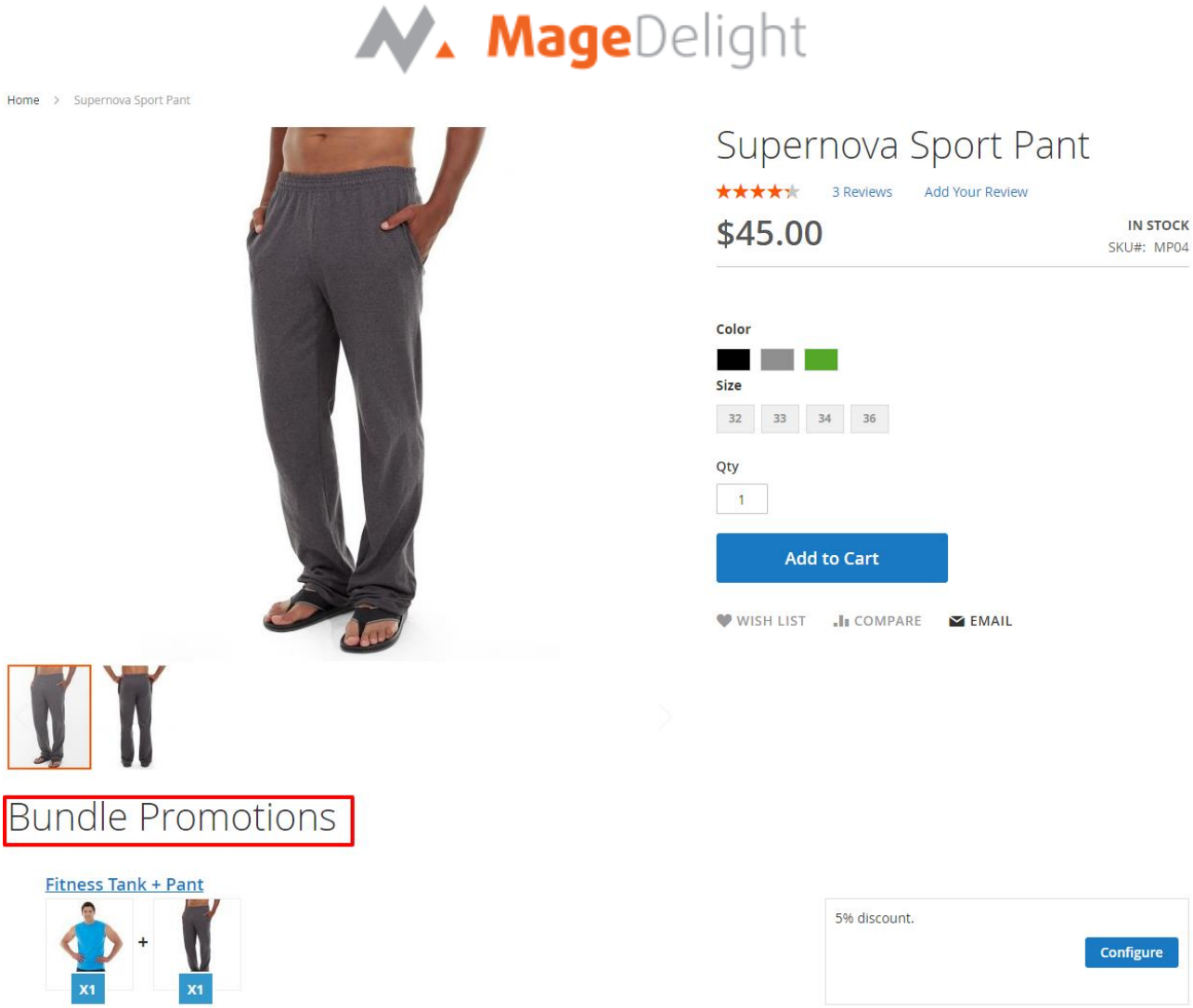

If an entire bundled promotion is created with all the simple products and does not have any required custom option for these products, this bundle will show simple add to cart button. This will add all products with configured quantity in to the cart.

The best part of this extension is that, extension supports all type of product (except group type) with promotions. Hence, if you have added configurable, bundle product or if simple product has custom configuration options, it will show you configure button instead of add to cart. While you click on configure button, it will show you a popup box with list of all product options. Customer can configure required option in accordance with their requirement. See below screenshot:

COPYRIGHT 2017 MAGEDELIGHT.COM

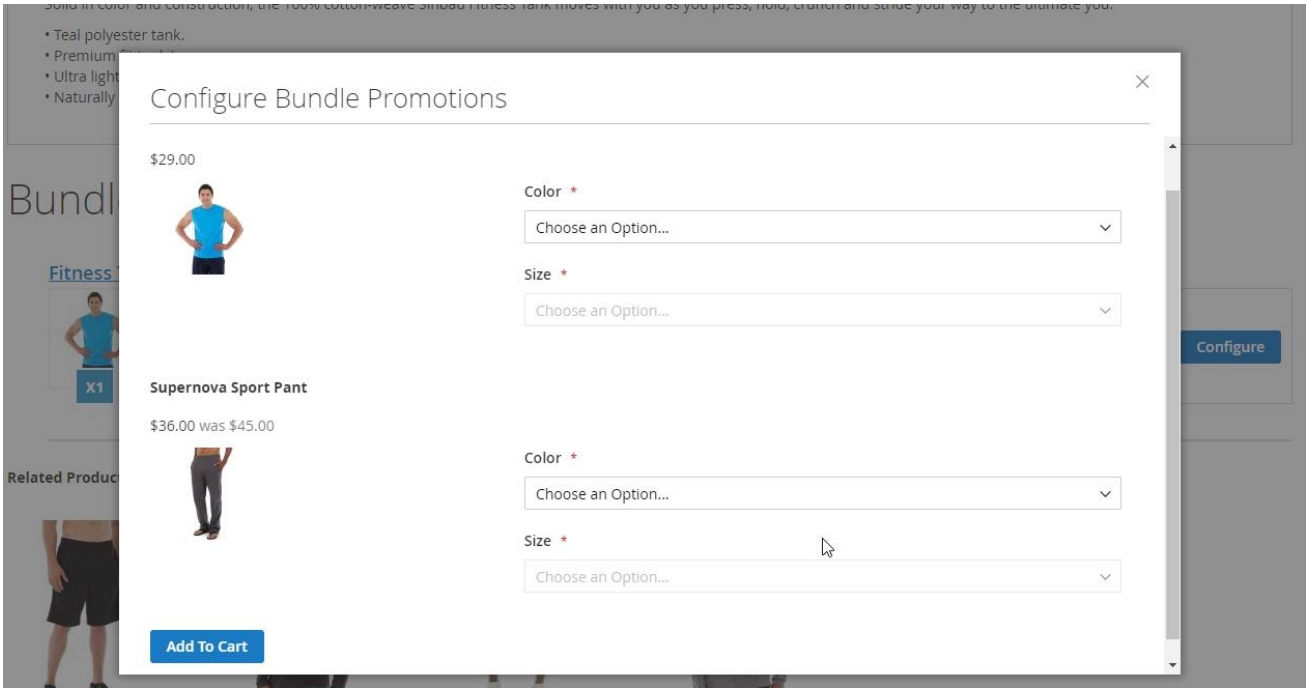

In the pop-up customer will ask for the custom/configuration options for all individual products, customer can choose required options and add it to cart.

Add To Cart: On adding promo products to the cart with required quantity and options, the discount will be automatically added to the cart, with titled "**Bundle Promotions Discount**". As shown with below screenshot,

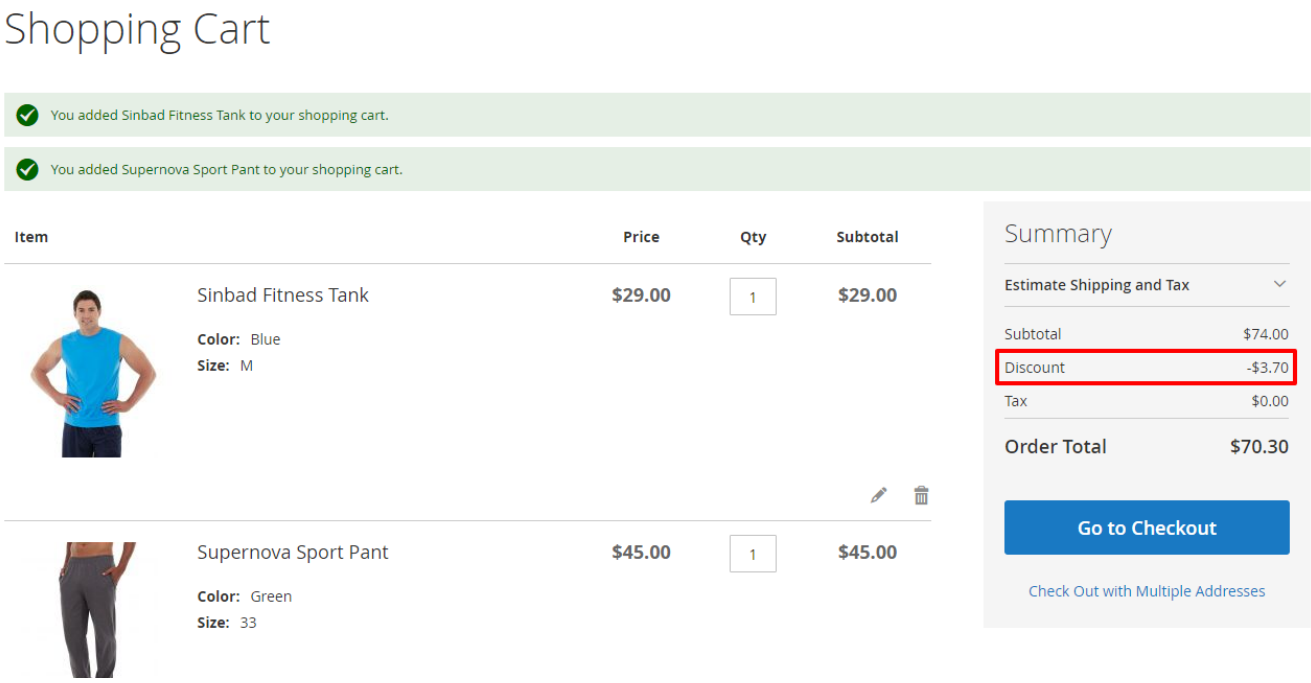

COPYRIGHT 2017 MAGEDELIGHT.COM

If the **discount type** was configured **fix** for that promotion, it will give you discount with amount on total amount of those promo products.

If the discount was configured **percentage type**, discount will be calculated based on percentage of total price of promo bundle products and deducted from the total amount.

Bundle Promotion List Page: This is the best option to show all promos on the one place. Based on configuration link will be listed on top menu that will be a separate page to show list of all promotions. Here we will list down all promotions with filtering of allowed customer group and allowed stores for particular promotion. See below screenshot:

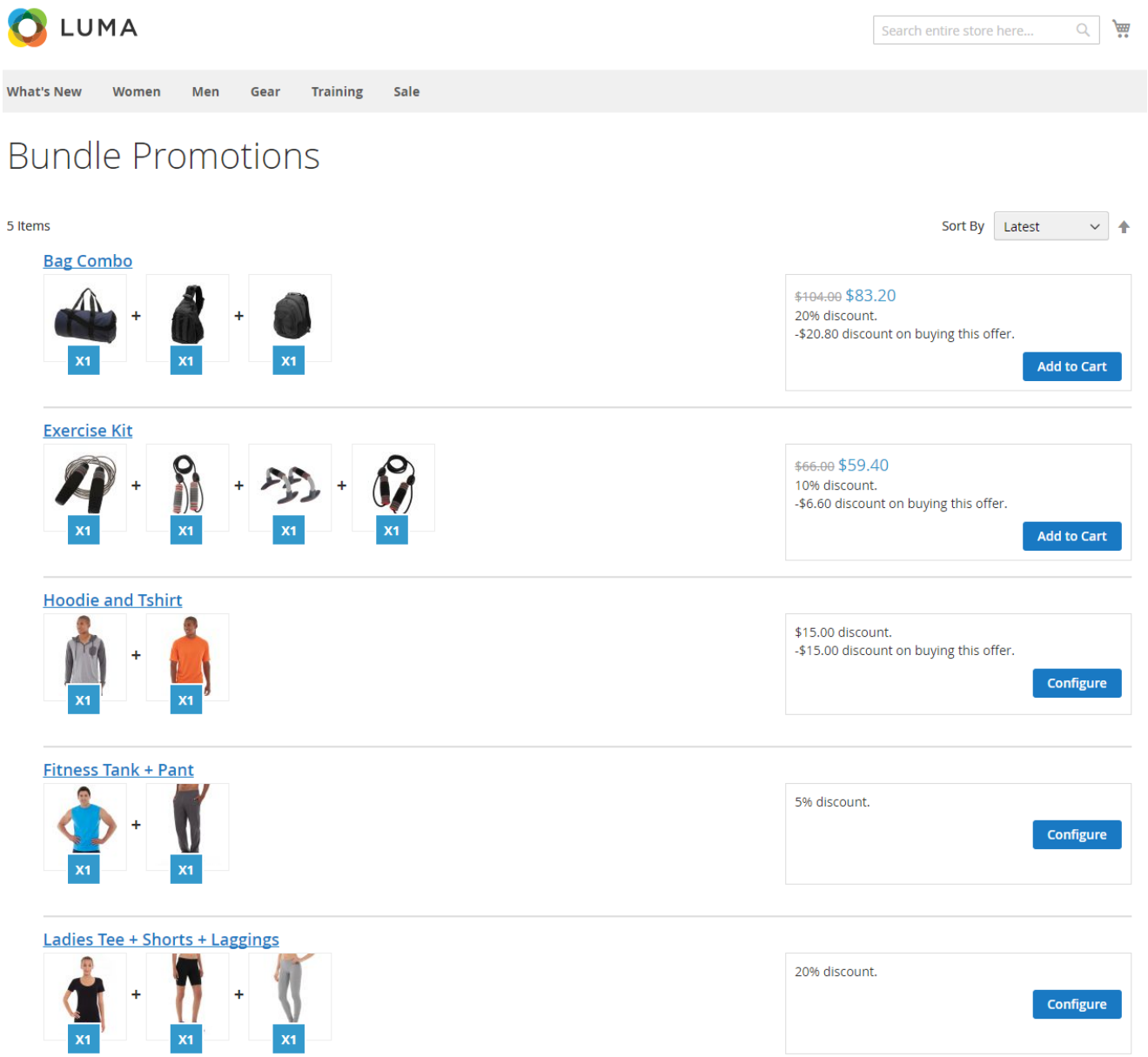

COPYRIGHT 2017 MAGEDELIGHT.COM

Upsell bundled promotions: If admin has configured and enabled the option to show promotion bundled on cart as upsell or related promotion bundled. It would check if any product in cart is base product for any promotion bundled and that particular promotion bundled is not added to cart. Such promotional bundled would be listed on cart page as upsell bundled promotions. As show with below image,

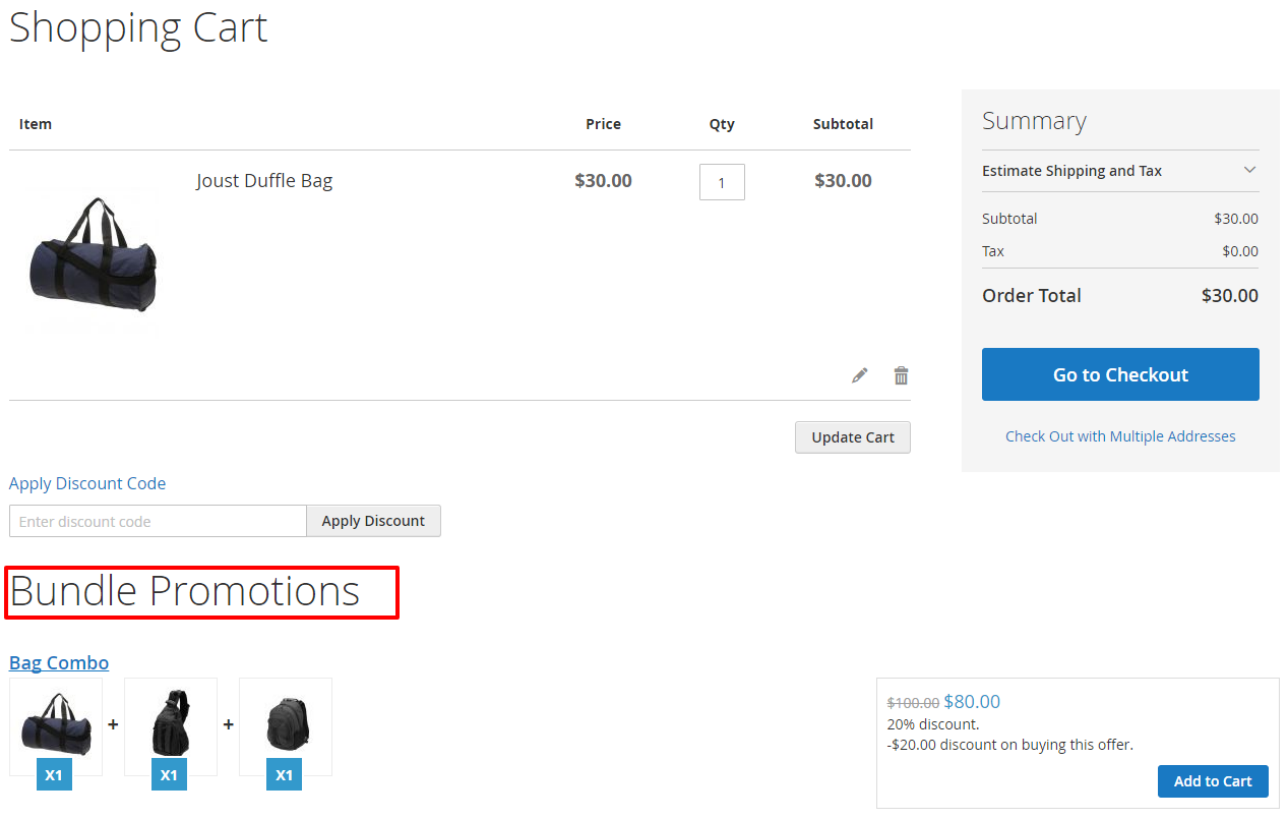

COPYRIGHT 2017 MAGEDELIGHT.COM